



PHOTOLUMINESCENT EXIT SIGNS EVALUATED AND TESTED TO UL924



90.8924G-1-ELP-F



90.8924R-1-ELP-F-B



90.8924B-2-ELP-F-B

EverGlow manufactures aluminum exit signs and ELP Architectural Frames. These signs are evaluated and tested to UL924. They conform to life safety, fire and building codes-

- IBC and IFC, Local Building & Fire Codes
- Local Building and Fire Codes
- NFPA 1 (UFC) and NFPA 5000
- NFPA 101 (Life Safety Code)
- P100 – Facilities Standards for the Public Buildings Service

EverGlow ELP Exit Signs & Frames have an Extra Low Profile and generally can be used instead of electrical exit signs above the door and at floor level:

- Minimum of 5 ft-candles of LED (minimum 4,000 K color temperature), fluorescent, metal halide or mercury vapor lighting on the sign face at all times. Exit signs must be continuously illuminated.
- Qualifies for LEED credits.

EverGlow Photoluminescent Exit Signs and ELP Frames offer:

- Maximum reliability and effectiveness. Warranted for 25 years, interior installations.
- No electricity, batteries or lamps needed.
- Contains no radioactive or toxic components.
- Aluminum sign faces and frames. Minimum 60% post-consumer recycled content.
- Mounting bracket suitable for left or right wall and ceiling mounting.
- Frame suitable for 1- or 2- side signs.
- Can be used with or without frames and mounting brackets.
- Available in red, green or black background with glow letters.
- Visible and legible from 75 ft.
- Dimensions: 15.0 x 9.4 inches with frame; 14.0 x 8.5 inches w/o frame; less than 0.2 inches thick.
- Directional chevrons and stainless steel fasteners included.




LISTED by UNDERWRITERS' LABORATORIES to the UL924 PERFORMANCE STANDARD

Toll Free: 866-744-4706
Tel: 704-841-2580 Fax: 704-841-2582
info@everglow.us
www.everglow.us

EverGlow® NA, Inc.
1122 Industrial Dr.
PO Box 830
Matthews, NC 28106-0830



PHOTOLUMINESCENT EXIT SIGNS ELP Architectural Framing System



90.8924G-1-ELP-F


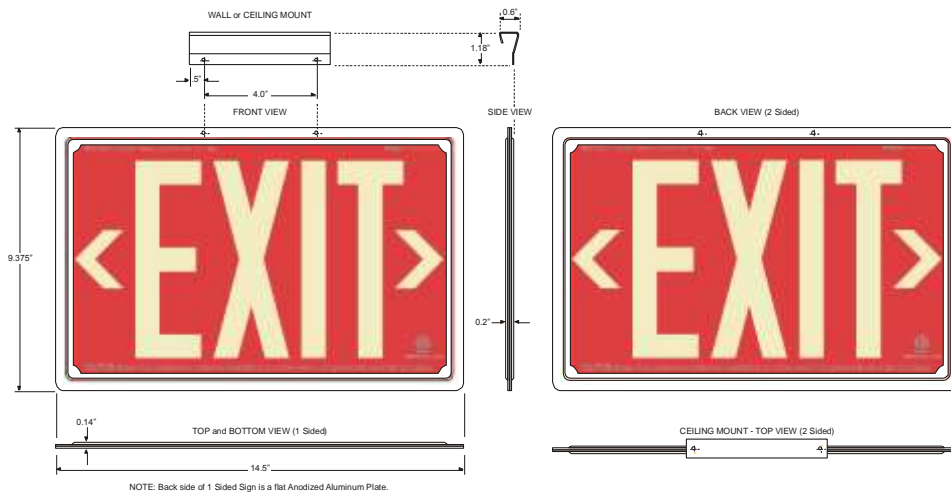


90.8924R-2-ELP-F-B



90.8924R-2-ELP-F-B

Reliable & Effective. You are never in the dark with EverGlow!



Ordering Information (ELP architectural Framing System):

Every EverGlow exit sign and ELP frame & mounting bracket is packaged with 2 directional chevrons for each sign face, stainless steel fasteners, and assembly & installation instructions. To order the proper sign for your configuration, please specify the following.

Product	Sign Face Color	Sign Faces	ELP Frame	Mounting Bracket	Comments
90.8924	R, G, B	1, 2	ELP-F	B	Red (R), Green (G) & Black (B) Sign Faces In Stock.
90.8924R			Red sign face (1-side, no frame)		
90.8924R-1-ELP-F			Red sign face & ELP frame (1-side & frame for wall mounting)		
90.8924G-1-ELP-F-B			Green sign face, ELP frame & bracket (1-side, frame & bracket for wall or ceiling mounting – universal installation)		
90.8924B-2-ELP-F-B			Black sign faces, ELP frame & bracket (2-side, frame & bracket for wall or ceiling mounting – universal installation)		

Toll Free: 866-744-4706
Tel: 704-841-2580 Fax: 704-841-2582
info@everglow.us
www.everglow.us

EverGlow® NA, Inc.
1122 Industrial Dr.
PO Box 830
Matthews, NC 28106-0830